


SPARKS

Monthly Newsletter of the Tri-State Amateur Radio Society

Serving the Tri-State for over 70 years



August 2018 - Issue No. 8

TARS Website: <http://www.w9og.net> Club repeaters: 146.79 and 147.15

Say "Hello" at the weekly Tri-State Emergency Net, 8:00pm Wednesdays on 146.79

Please feel to submit articles or suggestions to

Editor: SPARKS@w9og.net



President's Corner:

As we wind down the summer we are constantly reminded over TV and radio that school will soon begin. While many of our children and grandkids bemoan that idea, we as ham enthusiasts understand that learning is a lifelong endeavor, not just stopping when we graduate. Where we once relied on books and magazines to keep us up on the latest developments, we now have the internet, YouTube and podcasts to provide a wealth of information.

What is your favorite source of information for amateur radio related information? Do you have a favorite reference book that you keep handy? Regarding magazines, do you have a favorite outside the usual QST and CQ? How about a special podcast, YouTube channel or website that is of special interest to you? Bring one or two of your favorite references or web addresses that you would like to share with the rest of the members. We'll take about 5-10 minutes of the meeting and if we don't get thru all of them, we can pick them up again at the next meeting.

See you at the August 9th meeting.

73 Dave KC9UVG

ATTENTION, TARS is still looking for a Secretary. **NO ONE** stepped up to run at the last club meeting. This is to fill the vacancy until the end of the year. Board meetings are 7:00 pm on the first Thursday on the month. Your only requirement is that you have been a member in good standing for one year. Can you make a commitment for the next four months and help lead your club? Think about stepping up and providing the leadership we need for a successful club. Contact any board member or come to the August meeting and get it the special election.

One man's opinion

One Man's OpinionI cannot believe that 62 years have gone by since I was first licensed, it just seems like yesterday that I was eagerly awaiting an important letter from the F.C.C. containing my first ham radio license.



In all the time I have been on the air you might ask if I had ever received any mail for an infraction of some rule, or regulation in Part 97? This might surprise you, but once I did and took the steps necessary to correct the problem, it was pretty simple at that time to correct.

Back in the days when I was a Novice Op I would operate in the Novice Band from 3.700KHZ to 3.750Khz, it was quite common in those days for transmitters to get mistuned. When this happened they became harmonic generators and very often a young Novice would receive a notice from the FCC that your signal was heard on 7.4MHZ on up to 7.5 MHZ. As I had mentioned during the Novice days your transmitter had to be crystal controlled and a power input level of 75 watts.

I never received any notices about harmonics, I followed the tune up procedures of my transmitter and often checked my own signal in the 7.4 MHZ region.

It was not until I graduated to General class in mid 57 that I was looking for a VFO, there were two brands for the most part available, one the Heathkit VF-1 and the Johnson Viking VFO. The Heathkit was more to my liking price wise, after all I had to cut a few lawns to make the \$19.95 cost of the kit. I finally had enough money to purchase it and one day a box arrived from Benton Harbor, Mich. I could not wait to rip open the box and start working. Once I got the unit together I hooked it up to my transmitter that being a DX 35 Heathkit rig. Keep in mind there were no one Khz read outs on any ham gear with the exception of Collins and I simply could not afford any of their gear.

The readouts on the dial were 5 KHZ increments and you just had to make an educated guess as to what the frequency was in the middle of the markings on the VFO. Fifteen meters became my DX band during

this time and I soon discovered that I could operate about five Khz inside the American Phone band, listen below 21.250 and work all kinds of DX. Fifteen meter phone for state side started at 21.250 Khz. So, I set my VFO to what I thought was 21.255 khz. However, much to my chagrin, the VFO was off by a few Khz, I was smack on 21.250 and my sidebands were extending out of the phone band.

Well, the fix was simple slide the dial on the VFO on the shaft until it aligned with the reading, second buy a crystal calibrator and third, if I a going to operate near the edge get a crystal namely 7.085khz, no drift, no problems. What did I find out in the process?

I learned not to trust a VFO with 5khz increments, I learned also not to operate near the band edges unless I am sure my signal will not be heard outside the band. Lastly, I used my newly purchased crystal calibrator, it was a device that generated a signal every 100 khz when activated. Since that time of the summer of 57 I have had a clean record, no other violations or problems with any monitoring station of the Commission.

My advice to you, operate with in all guide lines and rules of Part 97, that includes clean transmissions across the spectrum, proper language and in general be a good operator.

As always my friends this is
"One Man's Opinion" - Bill, K4LRX

Eat'n Before the Meet'n

August 9th Eating Before the Meeting will be at

Penn Station East Coast Subs
137 N Burkhardt Rd, in the Lloyd Crossing Shopping Center, south of the Walmart parking lot.



Drop by for food, socializing, "story tell'n" and whatever else comes to mind. Join the group at 5:30, or whenever you can make it. Check in on 146.79 if you need directions or just get bored on your drive in. Everyone is welcome to join us.

If you have any suggestions on where you would like for us to meet,

contact: [Herb Alvey KB9MZH](mailto:HerbAlvey@KB9MZH) c: 812.431.1037

SHARING MY KNOWLEDGE

I hope last month article was useful, because I have another article for this month.



So let get started. I have found a way to get WSJT-X, WSJT-X-JTALERTX, N3FJP, and DeskPins to work together. If you have WSJT-X and N3FJP installed on your windows computer you will need to get WSJT-X-JTALERTX and DESKPINS. This article is only going to show how to get these programs communicating with each other not to show how each program works.

WSJT-X setup open WSJT-X and then scroll over to File Tab click and scroll down to Settings. Set the General, Radio, Audio, and the rest of the other tabs. Except for Reporting Tab click on it and go to Network Services and place a check in Enable PSK Reporter Spotting. Then also make sure the UDP Server IP is 127.0.0.1 also write down the UDP Server port number. Then go and place a check in Accept UDP requests, Notify on accepted request, and Accepted UDP request restores window. We are done with setting up WSJT-X so close the program.

WSJT-X-JTALERTX setup open WSJT-X-JTALERTX and then scroll over to the Settings tab and click and scroll down the list to Manage Settings tab click on it. The JTAlertX Settings screen show open. Scroll down the list of choices to Applications click on the plus sign to open and you will have 3 choices. The first choice is Auto-Start. Click on Auto-Start on the right a box will open that will let you auto start programs. So let click on Start under #1 choice now scroll over to Select box and click. A new window will open Select Application Executable File. Here you will go looking for where on your computer hard drive WSJT-X executable file is once you found it click on the file once and it will be place in the File Name box now go over and click Open box. The path to WSJT-X is now in the window next to checked Start box. Repeat this step for your second choice N3FJP. Once down go down to bottom and click the Save box. Scroll back over to the left and select WSJT-X this will bring up the screen with choice that you can play with later. We do not need anything

check in the WSJT-X screen. Scroll back over to the left and close Applications choice now open Logging choice. There will be a list of logging programs here. I only have played with N3FJP AClOG. So scroll down the choices and click on AClOG a new screen on the right will open. On this screen we want to put a check in Enable AClOG Logging, also place a check in Enable sending of new DX Call when first detected, and place a check in Clear AClOG fields prior to logging. Now under Addition Log Fields (other Fields) there is a "OTHER 8, OTHER 7, and OTHER 6" if you want to have those option then check each of those boxes. Now under AClOG Install Location make sure the Local PC is check. Under Local PC Configuration there is a window make sure it has the correct path to you N3FJP LogData.mdb file also make sure the TCP port number as your API port number under N3FJP. Once down here again click on Save and OK. We are done for now with WSJT-X-JTALERTX so close the program.

N3FJP setup is easy. Open N3FJP program scroll over to Settings and click and scroll down to Rig Interface and click. This will bring up the Rig Interface Setup window go over to Select Rig screen here you want to select NONE as your rig. Now go down and click on done at bottom of screen. Now back to Settings again to Application Program Interface and click to open it. Make sure there is a check in the box by TCP API Enabled (Server) and the Port is 1100. Now go down to the bottom of that window and click done. We are done for now with N3FJP so close the program.

As of now you can open WSJT-X-JTALERTX. Stand-by and watch it open along with WSJT-X, and N3FJP. All programs are now running. In my operation I have decided I don't really need to watch WSJT-X Wide Graph so I minimize it. Now you can use Deskpins on your WSJT-X-JTALERTX and WSJT-X to keep these two programs on top of N3FJP. The other way is under WSJT-X-JTALERTX scroll over to View tab and click this opens a small windows with choices. The first choice to Dock with WSJT-X window I click on and scroll over and click on Enable. Then you have a choice on top or bottom of WSJT-X. I then use Deskpins to just pin WSJT-X to the top of N3FJP.

Connect your radio to your computer and turn to WSJT-X frequencies and watch the calls show up on both WSJT-X and WSJT-X-JTALERTX the call in green is a station calling CQ. Click on a call and watch the call show up on WSJT-X and N3FJP Call Box. Again if your computer is connected to the internet and you have QRZ Internet Lookup check on N3FJP your other boxes will be filled with info about the station you clicked on. Work a station and the click on Log on WSJT-X and it will bring up it logging screen and when you press OK it will log it under both WSJT-X and N3FJP.

If any questions I will try to answer and help. Oh yes I know this just cover window installation there will be a Linux version. I just didn't want to confuse to many by covering both Linux and Windows. Just remember I'm not an expert I'm an amateur. I figure since neither of my sons are interested in amateur radio I might as well past my knowledge off to others in the hobby.

References:

<https://physics.princeton.edu/pulsar/k1jt/wsjsx.html>

[WSJT-X](http://wsjt-x)

<http://hamapps.com/JT-Alert>

<http://www.n3fjp.com/N3FJP>

<https://deskpins.en.softonic.com/DESKPINS>

OLDMAN ----- Jerry McIntosh -----WB9ONU



Congratulations TARS, #1 in MULTI/MULTI for the 2018 Indiana QSO Party.

Vanderburgh Co. ARES/RACES

The next Vanderburgh county ARES/RACES meeting **August 16th**, 7:00 pm at the VC West side EMA Training Center (WEMA) [1430 Harmony Way](#).



Anyone interested in emergency communication in Vanderburgh County is invited.

Last month we worked on lining up our tasks for projects we have going. August 4th we will be looking into the 146.79 repeater controller update. We also will have workdays announced to get the "HAMBULANCE" further along.

Chris Lantaff KE9YK

Vanderburgh Co RACES Officer

in82races@gmail.com c: 812.453.1972

WARRICK COUNTY ARES/RACES

Not a lot of information to report this month. However, it was a busy month. Thanks to everyone that helped in the planning and execution of the events. Amateur Radio Operators were again out in the public answering questions and demonstrating how everything works. Any time we can come together to "show off" it is a great day.

National Night Out: Volunteers are requested to work the National Night Out event in Warrick County on August 7th. Tentative locations are Boonville City Park, Chandler Sports Park, and the Newburgh Old Lock and Dam. The times will be 17:30 to 20:00. Literature and information will be provided to the public. Anyone wanting to volunteer will need to contact Steve Connaughton at sconnaug@gmail.com.

Warrick County 4H Fair: The Warrick County A.R.E.S./R.A.C.E.S. group manned the Warrick County EMA trailer during the Warrick County 4H Fair again this year. The event began on July 16 and continued through July 21. The special event call sign of "W4H" was used during the event. A total of 950 plus contacts were made during the event. Twenty countries outside of the United States replied to the W4H call sign. It was a great opportunity to try out the installed equipment as well as testing members' personal radios and antennas. During the event several of the operators evaluated the operation of

the radios and equipment within the trailer and developed a punch list of items that need to be addressed to make the trailer better equipped during an emergency situation. The week was also an opportunity to repair and replace several damaged or non-functioning systems within the trailer. To all that participated... **Thank you for your help.**

Communications Trailer: Thanks out to the Warrick County Red Cross for the donation of a Kenwood TM-710 radio and miscellaneous powerpoles and supplies to be used in the Communication Trailer. At this time work will be completed as time and manpower are available. The next work day will be scheduled in the coming months.

Chris L Owen (KC9CLO)
Public Information Officer
Warrick County ARES/RACES group
Ohio Valley Amateur Radio Club

Tri-State Emergency Net

8:00 p.m. Wednesday nights on 146.79 pl 88.5

If you haven't checked into the Tri-State Emergency Net, please take a few minutes at 8:00 p.m. Wednesday evenings on 146.79 and get updated on what is happening, the latest club information, calendar of upcoming events, topics of general interest and from time to time good old-fashioned rag chewing.

Net Operator schedule

August

1 KC9UVG
8 N9QVQ
15 KE9YK
22 KC9TYA
29 KB9YWQ

September

5 KC9UVG
12 N9QVQ
19 KC9TYA
26 KB9YWQ

October

3 KC9UVG
10 N9QVQ
17 KC9TYA
24 KE9YK
31 KB9YWQ

November


7 KC9UVG
14 N9QVQ
21 KE9YK
28 KB9YWQ

December


5 KC9UVG
12 KC9TYA
19 N9QVQ
26 KB9YWQ

Contacts:

Another nice contact for Bill K4LRX on 80 meters.



Couple of interesting cards from Ron KC9OUT.



Confirming QSO With
KZ/MBI KC9OUT
 MICHAEL F. CHAPMAN JR
 2155 NORWOOD ST
 REINBECK, IA 50669, USA

MONTH	DAY	YEAR	UTC
02	25	2018	1355
MHZ	MODE	RCVD	SENT
7.0762	FT8	tol	-08

Please send QSL Thanks for your QSL

Thank you for the QSO!
Michael

TO:

W5WRH

Aeronautical Mobile

Dan Graves
 PO BOX 622076
 Oviedo, FL 32762
 USA

RON THANKS FOR THE CONTACT!! THE 13'S DAN

Confirming QSO With	DATE	TIME	UTC	MHZ	RST	2-WAY
KC9OUT	18	12 16	2102	14.259		USB

PSE QSL TNX

Let's see some of your latest contacts. Scan them, take a picture with your phone or copy and paste from online and send them to sparks@w9og.net.

Projects

I have been working on a couple of projects lately and thought I would share the first one with you.

You can purchase these from MFJ for about \$30 but are easily made with commonly available materials.

Antenna analyzer grid dip adapter. The instructions were from the July 2014 issue of QST.

“Homebrew Dip Coils for MFJ-259/269”




Just need wooden dowel rod, wire, pl259, heat shrink and plastic tip to tidy it up.





On to build the high frequency coil, but ready to use checking antenna traps.

A preview of the project I hope to have finished for next month.



4:1 Balun project for my loop antenna.

Do you have a project you've been working on or wanting to do? **Share it with us.....**

E-mail a few pictures and details to sparks@w9og.net
Chris - KE9YK

Learning Opportunities on ARES Topics

From The ARES E-Letter for July 18, 2018

Learn more on making Powerpole connections, soldering, building dual band J-Pole antennas and other technical topics of special interest to public service operators. Click [here](#).

Learn more on current digital modes used for incident and event communications and operating [here](#).

Click [here](#) for information and learning how the FCC Part 97 amateur service rules apply to emergency communications, RACES and drills.

Know Your ICS Forms!

It's important for all active ARES operators to be familiar with the now ubiquitous forms used under the Incident Command System during incidents and events. A great page from FEMA's website lists and has PDF (downloadable, and fillable) files of all [ICS Forms](#). An [ICS Forms Booklet](#) is also available.

As an example of use, in the ARRL South Texas Section, all Emergency Coordinators are asked to complete an ICS-217A form for their respective county's radio assets. Click [here](#) for further information from South Texas.

FEMA Releases Revised Basic ICS/NIMS Independent Study Courses

From The ARES E-Letter for July 18, 2018

FEMA released two revised online ICS/NIMS courses last month:

IS-100.c, *An Introduction to the Incident Command System*

This course introduces the Incident Command System (ICS) and provides the foundation for higher level ICS training. The course describes the history, features and principles, and organizational structure of the Incident Command System. It also explains the relationship between ICS and the National Incident Management System (NIMS).

IS-700.b, *An Introduction to the National Incident Management System*

This course provides an overview of NIMS, which defines the comprehensive approach guiding the whole community - all levels of government, nongovernmental organizations (NGOs), and the private sector - to work together seamlessly to prevent, protect against, mitigate, respond to, and recover from the effects of incidents. The course provides learners with a basic understanding of NIMS concepts, principles, and components.

Together, these two online courses form the foundation of ICS/NIMS training for all incident personnel. Note that IS-100.c and IS-700.b are updated versions of the IS-100.b and IS-700.a courses. If you have successfully completed a previous version of these courses there is no FEMA requirement to take the revised versions of the courses. However, because these courses contain new information based on the revised NIMS, October 2017, you may find it informative to review the new versions of these courses. The new courses will be available through FEMA's [EMI website](#).

A radio amateur in Japan has Completed WAS on 6 meters.

The ARRL Letter for July 12, 2018

Tac Hirama, JA7QVI, has fulfilled all requirements for the Worked All States ([WAS](#)) award on 6 meters. New Jersey was the last state he needed to work, and he managed a moonbounce (EME) contact as well as a conventional ionospheric contact. It's quite possible that JA7QVI is the first radio amateur to earn WAS on 6 meters from Japan, although that cannot be confirmed. Completing WAS on 6 meters was a major goal for him, Hirama said, and an Earth-Moon-Earth contact with Andy Blank, N2NT, on June 17 clinched the deal. He'd been working on achieving WAS on 6 meters since 1977. JA7QVI now has accomplished WAS on 10 bands, 160 through 6 meters.



William Tolbert started A petition to: Redesign and Create an Amateur Radio License plate in Indiana

Greetings fellow hams,

Your help is requested to change the design currently offered by the Indiana Bureau of Motor Vehicles for amateur radio license plates. Currently, the State of Indiana offers over 100 distinctive and specialty license plates to its drivers through the [Special Group Recognition License Plate Program](#). From universities and colleges to military, fraternal clubs, sports teams, and many worthy, non-for-profit organizations, these specialty license plates give special distinction to the institutions they represent by the motorists who

proudly display them. But what about a specially designed plate for Indiana's amateur radio operators? Amateur radio operators are singlehandedly one of the largest societies in our state with a common affiliation. We are a fraternity of hobbyists who embrace technology as well as provide critical communications services in times of disaster, emergencies and volunteer initiatives. From the horrific, sometimes deadly weather that strikes, to manmade disasters, to auxiliary efforts, amateur radio operators are ready and able to provide emergency and fallback communication in times of need. Currently, The Indiana Bureau of Motor Vehicles only allows our FCC callsign on a standard passenger car plate, with no special distinction. Did you know that over 20 other states in the U.S. offer a specially designed plate just for its Amateur Radio Operators? I feel that the Indiana amateur radio operator needs better representation through his or her license plates to convey to the community the recognized importance of our hobby and the services we provide to our great state.

I am asking for your help to petition the Indiana Bureau of Motor Vehicles to redesign and create a new Amateur Radio License Plate pursuant to [Indiana Code IC 9-18.5-9, Sec. 2](#). (a), which states, "The bureau shall design and issue amateur radio operator license plates as needed to administer this chapter. (b) A license plate issued under this chapter shall be imprinted with the official amateur radio call letters assigned to the applicant by the Federal Communications Commission." Now I certainly do not have a degree in law, but as I interpret the verbiage, the BMV is obligated, as the law states, to "design and issue amateur radio operator license plates". It doesn't say that the current design can't change. And by the way the code is written, I do not believe any special legislation would need to take place to change the current design.

SIGN PETITION HERE



Hamfest Calendar

Upcoming Hamfest from the ARRL website.
This is only a list of Hamfest within a close driving distance. For more info go to:
<http://www.arrl.org/hamfests/search>

Southeastern Division Convention (Huntsville Hamfest)

Start Date: 08/18/2018
End Date: 08/19/2018
Location: Von Braun Civic Center
700 Monroe Street
Huntsville, AL 35801
Website: <http://www.hamfest.org>

Kentucky State Convention (Greater Louisville Hamfest)

09/08/2018
Location: Paroquet Springs Conference Centre
395 Paroquet Springs Drive
Shepherdsville, KY 40165
Website: <http://LouisvilleHamfest.com>



Hamtober Fest

10/27/2018

Location: Lynnville Community Center
416 West State Road 68
Lynnville, IN 47619

Website: <http://hamtoberfest.com>

Sponsor: Tri-State Amateur Radio Society

Talk-In: 146.790 (PL 88.5)

Public Contact: Raymond Edge, W9KHP
6888 Yankeetown Road Newburgh, IN 47630
Phone: 812-746-5884

Email: hamfest@w9og.net

Remember this is your Hamfest. We will need you to volunteer time to make this event a success.

Contact Raymond W9KHP and let him know what you would like to help with.

If you are going to any area hamfests please take some of our fliers to get the word out. Also talk it up on any local nets you check in to.

VE Testing

2018 Schedule

August 25 **CANCELED**
September 1 **New Date**
September 29
October 20
November **No testing**
December 29



All examinations will be administered at the American Red Cross, Evansville Chapter, located at 29 S. Stockwell Road, Evansville Indiana 47714. Examinations will start at 9:00 AM Central time.

We have no pre-registration, and examinations are administered on a walk-in basis.

All the details can be found at:

<http://w9og.net/ve-testing>

Or for more info contact:

[John VanVorst N9OL](mailto:John.VanVorst@w9og.net) c: 812.305.4100



August Birthdays

Dennis Adams	AC9KQ	9th
Ron Hanes	KC9OUT	22nd
Darlene Pfettscher	KA9AZS	15th
Robert Pritchard	WW4NET	27th
David Sandine	KC9UVG	17th
Matt Schmitt	KD9JGE	21st
Randal Schoenbachler	WB9QAV	27th
Mike Townsend	W9KXP	5th

If your birthday doesn't get listed please make sure we have it on file by filling out the membership application when renewing.

This also helps to make sure we have your current contact information.

FOR SALE

You should have received an email with an equipment list of items up for sale from the estate of Dave Vogel WA9C. Please see the attached list for all of the details and the minimum bid prices.

YAESU MARK V FT-1000MP **SOLD**

10-160m ,up to 200W TX

YAESU FT-450D – 6m-160m, 100W with built in tuner

ASTRON RS-35A Power supply

[2] Kantronics KPC-3 packet TNC **1 SOLD**

West Mountain Radio CLRspkr **SOLD**

- Clear Speech DSP noise reduction speaker

Yaesu FT-7800 2m/440 with separation kit

Yaesu FT-8800 2m/440 with separation kit

Micro Ham Digi Keyer

- USB Sound Card and Rig Control interface.

LDG AT-100 Pro Autotuner

LDG YT-450 100w Auto tuner

AND MORE !!!!!

Check the list for price details and more info.

Additional items were listed the latest issue.

If you are interested in anything contact:

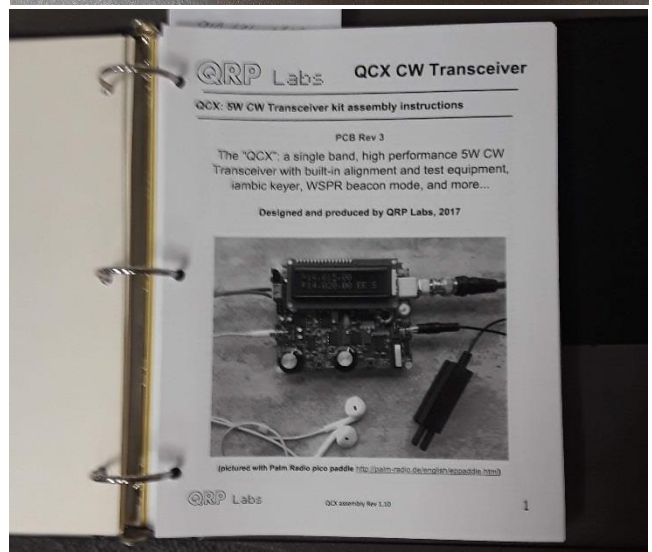

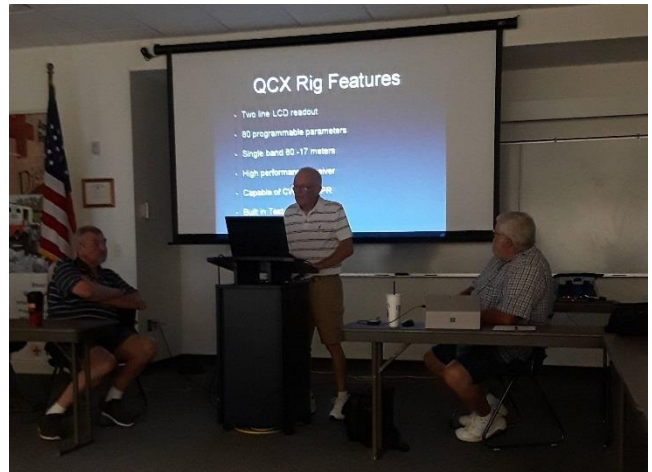
[Len Schmitt N9QVQ](mailto:Len.Schmitt@N9QVQ)

Last Month

Did you make it to the meeting last month?

Look what you missed....

W9FHA had a presentation on WSPR transceiver kit he had built from QRSS Labs.



Secretary Report

We are in dire need of a secretary!

Treasurer Report

Budget:

June 2018 (prepared 7/1/18)

Opening Balance: \$4,253.35

Receipts:

Memberships plus donations \$85.50

VE room Rental \$21.00

Total Receipts ---->> \$106.50

Expenditures:

Pd John N9OL for Red Cross
pallet lift disbursement (\$242.25)

Pd Jeff AA9WJ for INQP chicken (\$61.55)

Pd Charlie WB9LDV for
field day pork and buns (\$61.11)

Pd Mark KC9TYA for field day
barbecue sauce and beans (\$19.82)

Total Expenditures---->> (\$384.73)

Ending Balance \$3,975.12

Red Cross Fund Balance \$940.82

TARS is an [ARRL](#) affiliated club

ARRL [Indiana Section](#)

Section Manager: Jimmy Merry KC9RPX

kc9rpx@arrl.net



TARS mailing address:

TARS

P.O. Box 4521

Evansville, IN 47724

Don't forget to check out our web page

www.w9og.net

Facebook Group

<https://www.facebook.com/groups/TARSw9og>

TARS E-mail: info@w9og.net

2018 Club Officers and Board members

President [Dave Sandine KC9UVG](#)

Vice President [Max Wilkinson KD9ABT](#)

Treasurer [Jeff Holt AA9WJ](#)

Secretary **OPEN**

Board of Directors

[Raymond Edge W9KHP](#) (2017-2018)

[Rick Jackson K9EXY](#) (2017-2018)

[Dennis Martin WA2USA](#) (2018)

[Mark Thienes KC9TYA](#) (2018-2019)

[Len Schmitt N9QVQ](#) (2018-2019)

[Terry McCraey WB9KQF](#) (2018-2019)

SPARKS Editor:

Chris Lantaff KE9YK

E-mail: sparks@w9og.net

Your input is important.

Sparks is **YOUR** information source for club activities and local Amateur radio information.

In each issue we ask for submissions from club members. Tell us about your station, projects you have made or are making, anything interesting the TARS membership might be interested in.

Submission deadline is the 25th of the month.

Most any document format is acceptable.

Photos or graphics of your subject are welcome.

Send your article to: sparks@w9og.net